



LEOPARD
CATAMARANS



LEOPARD
POWERCAT

46

TABLE OF CONTENTS



Introducing the Leopard 46 Powercat 4



Key Features 6




Outdoor Living 8



Salon & Galley 10



Accommodations 12



Specifications 14



Worldwide Offices 16



Introducing LEOPARD 46 POWERCAT

The Leopard 46 Powercat is the second catamaran to be welcomed into the new generation of Leopard Powercats, following after the award-winning Leopard 53 Powercat.



Built by South African boat builder Robertson and Caine, the Leopard 46 Powercat was designed with one goal in mind: To provide pure comfort and performance compared to the best of its competitors.

“In evaluating the final design, we believe that we have managed to give the Leopard 46PC a character of its own. It stands proudly as the second in a new range of powercats that have benefited from almost 30 years of accumulated design experience, as well as an injection of new thinking.

We anticipate that it will surpass the high standard that owners and charterers have come to expect from the Leopard Catamarans brand.”


Chief Engineer, Anthony Key
Robertson and Caine

Key Features

Designed with you in mind

EXTERIOR

- Spacious Flybridge
- Large Aft Cockpit
- Forward Lounging Area
- Moulded Hardtop Over Fly
- Full-length Hull Windows





INTERIOR

- New Interior Design Styling
- Separate Engine Rooms
- Larger Cabins
- Full 360 Degree Visibility in Salon
- Galley Serving Area









OUTDOOR LIVING

The outside cockpit areas are an extension of the interior, all uniting to create a feeling of space and airiness.

The forward end of the saloon opens onto a sunny lounging area, complete with adjustable recliners.

The aft cockpit is a simple, well proportioned U-shaped settee with a large dining table sized to seat eight comfortably.

The flybridge adds a whole alternative seating area and can be used while underway or as an elevated position to enjoy sundowners or even a light meal at anchor.

The main helm station is situated in the flybridge area, and provides a large comfortable seating position, with a commanding all-round view.

The flybridge space is protected by a composite-moulded hardtop, which has a newly incorporated "spoiler" along its aft end to reduce excessive turbulence from entering the aft flybridge sundeck when underway.





SALON & GALLEY

Salon Features

- Seating and Inside Helm Station (optional)
- Coffee Table or Dining Table Options
- Forward Access to Deck
- New Soft Furnishings for Settees



Galley Features

- Forward Facing L-shaped Galley to Port
- New "Galley Serving Area" to Starboard
- Improved Interior Lighting





Owner Suite



ACCOMMODATIONS

Accommodations have been enhanced to make you feel at-home with new soft furnishings, very comfortable beds and great use of space.

The Leopard 46 Powercat comes in a three or four-cabin layout.


The three-cabin owner's suite boasts large walk-in closet, desk, and a double vanity.

Forward VIP guest cabins offer spacious, island berths and en-suite heads.

SPECIFICATIONS

LENGTH OVERALL	46'4" / 14.13m
BEAM	24'1" / 7.34m
DRAFT	3'1" / 0.94m
BRIDGEDECK CLEARANCE	2'6" / 0.75m
OVERALL HEIGHT ABOVE W/L	18'6" / 5.64m
DISPLACEMENT	36,945lbs / 16,758kg
FUEL	488gal / 1850l
WATER	185gal / 700l
STANDARD ENGINE	2 x Yanmar 250hp





GLOBAL SUPPORT NETWORK



WWW.LEOPARDCATAMARANS.COM



LEOPARD
CATAMARANS